

Components

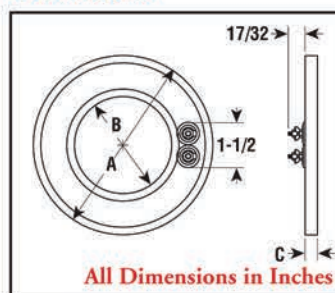
STRIP AND RING



A Single & Three Heat Ring Heater



Dimensions



- 125 - 1,800 Watts
- 120 and 240 Volt
- Ring Clamp (type 6018) Mounts Element to Heated Surface

Applications

- Tank Bottoms
- Platens
- Dies
- Hot Plates
- Glue and Lead Melting Pots

Features

Chrome Steel Sheath — 1200°F max. sheath temp.

Single-Heat Rings — Have two terminals for single wattage on-off switch or thermostat.

Three-Heat Rings — Have three terminals that split the heater into two equal circuits. Center terminal is common.

Refractory-Insulated Construction — for dependable long service life.

Easy Installation — Circular shape and use of utility clamps simplifies use of ring heaters.

Nesting Rings to Pack Heat in a Small Area — For example A-65, A-80 and A-90 combination provide 4,050 Watts within a 11" circle.

Specifications and Ordering Information

Dimensions (In.)			Watts	W/In ²	Chrome Steel Sheath — Single Heat				Chrome Steel Sheath — Three Heat				Wt. (Lbs.)		
A	B	C			Model	120V		240V		Model	120V			240V	
					Stock	PCN	Stock	PCN		Stock	PCN	Stock	PCN		
2-15/32	7/8	1/4	125	10	A-00	S	135239	—	—	—	—	—	—	0.2	
2-15/32	7/8	1/4	150	13	A-00	S	135247	—	—	—	—	—	—	0.2	
2-15/32	7/8	1/4	200	17	A-00	S	135255	—	—	—	—	—	—	0.2	
3	7/8	1/4	200	12	A-10	S	135263	—	—	—	—	—	—	0.3	
3	7/8	1/4	250	15	A-10	S	135271	—	—	—	—	—	—	0.3	
3	7/8	1/4	300	18	A-10	S	135280	—	—	—	—	—	—	0.3	
3-1/2	7/8	1/4	200	9	A-15	S	135298	S	135300	—	—	—	—	0.5	
3-1/2	7/8	1/4	300	14	A-15	S	135319	S	135327	—	—	—	—	0.5	
3-1/2	7/8	1/4	350	16	A-15	S	135335	S	135343	—	—	—	—	0.5	
3-31/32	1-11/16	5/16	300	12	A-20	S	135351	S	135360	A-20-3	S	135415	NS	135423	0.7
3-31/32	1-11/16	5/16	400	15	A-20	S	135378	S	135386	A-20-3	NS	135431	NS	135440	0.7
3-31/32	1-11/16	5/16	500	19	A-20	S	135394	S	135407	A-20-3	NS	135458	NS	135466	0.7
4-5/8	2-1/4	5/16	450	14	A-30	S	135474	S	135482	A-30-3	NS	135538	NS	135546	0.8
4-5/8	2-1/4	5/16	500	15	A-30	S	135490	S	135503	A-30-3	S	135554	S	135562	0.8
4-5/8	2-1/4	5/16	550	17	A-30	S	135511	S	135520	A-30-3	S	135570	NS	135589	0.8
5-7/16	3	5/16	500	12	A-40	S	135597	S	135600	A-40-3	S	135650	NS	135669	0.8
5-7/16	3	5/16	660	16	A-40	S	135618	S	135626	A-40-3	S	135677	NS	135685	0.8
5-7/16	3	5/16	750	18	A-40	S	135634	S	135642	A-40-3	NS	135693	S	135706	0.8
6-1/16	4-5/16	5/16	400	10	A-50	S	135714	S	135722	A-50-3	NS	135773	NS	135781	0.9
6-1/16	4-5/16	5/16	450	11	A-50	NS	135730	NS	135749	A-50-3	NS	135790	NS	135802	0.9
6-1/16	4-5/16	5/16	500	13	A-50	S	135757	S	135765	A-50-3	NS	135810	NS	135829	0.9
6-1/8	3	5/16	660	12	A-65	NS	135837	NS	135845	A-65-3	NS	135896	NS	135909	1
6-1/8	3	5/16	750	14	A-65	S	135853	S	135861	A-65-3	NS	135917	NS	135925	1
6-1/8	3	5/16	1,000	19	A-65	S	135870	S	135888	A-65-3	NS	135933	NS	135941	1
6-19/32	4-1/2	5/16	500	11	A-60	S	135950	S	135968	A-60-3	NS	136012	NS	136020	1
6-19/32	4-1/2	5/16	660	14	A-60	S	135976	NS	135984	A-60-3	NS	136039	NS	136047	1
6-19/32	4-1/2	5/16	750	16	A-60	S	135992	S	136004	A-60-3	S	136055	S	136063	1
7-7/16	5-5/16	5/16	550	9	A-70	S	136071	S	136080	A-70-3	NS	136135	NS	136143	1.1
7-7/16	5-5/16	5/16	660	11	A-70	NS	136098	—	—	A-70-3	S	136151	NS	136160	1.1
7-7/16	5-5/16	5/16	750	13	A-70	S	136119	S	136127	A-70-3	NS	136178	NS	136186	1.1
8-3/8	6-3/16	5/16	880	14	A-80	S	136194	S	136207	A-80-3	NS	136258	NS	136266	1.3
8-3/8	6-3/16	5/16	1,050	16	A-80	S	136215	S	136223	A-80-3	NS	136274	NS	136282	1.3
8-3/8	6-3/16	5/16	1,250	19	A-80	S	136231	S	136240	A-80-3	S	136290	NS	136303	1.3
10-31/32	8-1/2	5/16	1,000	10	A-90	S	136311	S	136320	A-90-3	S	136370	S	136389	1.8
10-31/32	8-1/2	5/16	1,500	16	A-90	S	136338	S	136346	A-90-3	NS	136397	NS	136400	1.8
10-31/32	8-1/2	5/16	1,800	19	A-90	S	136354	S	136362	A-90-3	NS	136418	NS	136426	1.8

Stock Status: S = stock NS = non-stock To Order — Specify model, PCN, watts, volts and quantity.

HSN, HSW & RHSW Half & Full Sheath Ring Heaters



HSW & RHSW Full & Half Sheath



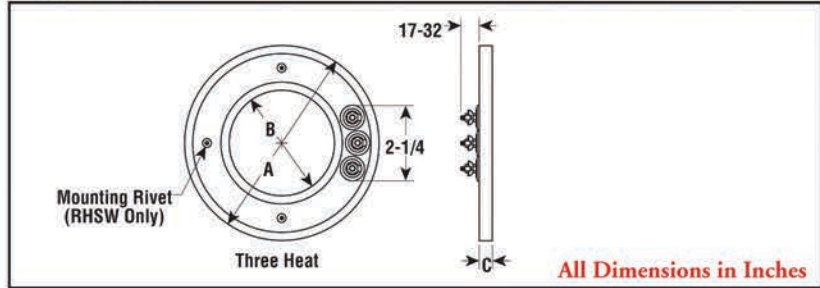
Full Sheath Only



Full Sheath Only

- Narrow Ring (type HSN)
- Wide Ring (type HSW)
- Split Rivet/Wide Ring (type RHSW)
- 500 - 1,000 Watts
- 120 and 240 Volt
- Use Ring Clamp 6018 to Mount Element to Heated Surface

Dimensions



Features

Single-Heat Rings — Have two terminals for single wattage on-off switch or thermostat.

Three-Heat Rings — Have three terminals that split the heater into 2 equal circuits. Center terminal is common.

Easy Installation — Circular shape and use of utility clamps simplifies use of ring heaters.

Nesting Rings to pack heat in a small area.

Half Sheath Units Have Reduced Thermal Gradient to Heated Surface — Provides faster heat up.

Specifications and Ordering Information

Dimensions (In.)			Rust-Resisting Iron Sheath						Chrome Steel Sheath						Wt. (Lbs.)			
A	B	C	Watts	W/In ²	Model	120V		240V		Watts	W/In ²	Model	120V			240V		
						Stock	PCN	Stock	PCN				Stock	PCN		Stock	PCN	
HSN — Half Sheath																		
6	4-5/16	1/4	500	14	HSN-6	S	185818	—	—	—	—	—	—	—	—	—	—	0.5
6	4-5/16	1/4	800	12	HSN-6	—	—	NS	185826	—	—	—	—	—	—	—	—	0.5
6	4-5/16	1/4	—	—	—	—	—	—	—	500	14	HSN-60	NS	185834	—	—	—	0.5
6	4-5/16	1/4	—	—	—	—	—	—	—	500	14	HSN-60	—	—	S	185842	—	0.5
HSW — Full Sheath																		
6	3-3/4	1/4	1,000	24	HSW-61	S	185877	—	—	—	—	—	—	—	—	—	—	0.5
HSW — Half Sheath																		
5-7/8	3-9/16	7/32	500	16	HSW-5	S	185746	—	—	—	—	—	—	—	—	—	—	0.5
5-7/8	3-9/16	7/32	750	23	HSW-5	NS	—	S	185738	—	—	—	—	—	—	—	—	0.5
6	3-3/4	1/4	500	12	HSW-6	S	185754	—	—	—	—	—	—	—	—	—	—	0.5
6	3-3/4	1/4	500	12	HSW-6	S	—	S	185762	—	—	—	—	—	—	—	—	0.5
6	3-3/4	1/4	700	17	HSW-6	—	185770	—	—	—	—	—	—	—	—	—	—	0.5
6	3-3/4	1/4	700	17	HSW-6	—	—	NS	185789	—	—	—	—	—	—	—	—	0.5
6	3-3/4	1/4	700	17	HSW-6-3	—	185797	—	—	—	—	—	—	—	—	—	—	0.5
6	3-3/4	1/4	700	17	HSW-6-3	—	—	S	185800	—	—	—	—	—	—	—	—	0.5
6	3-3/4	1/4	—	—	—	—	—	—	—	500	12	HSW-60	NS	185850	—	—	—	0.5
6	3-3/4	1/4	—	—	—	—	—	—	—	800	20	HSW-60	—	—	NS	185869	—	0.5
6	3-3/4	1/4	—	—	—	—	—	—	—	1,000	24	HSW-60-3	S	255767	—	—	—	0.5
6	3-3/4	1/4	—	—	—	—	—	—	—	750	18	HSW-60-3	—	—	S	255759	—	0.5
RHSW — Half Sheath																		
6	3-3/4	1/4	350	8	RHSW-6-3	S	185893	—	—	—	—	—	—	—	—	—	—	0.6
6	3-3/4	1/4	500	12	RHSW-6	NS	185922	—	—	—	—	—	—	—	—	—	—	0.6
RHSW — Full Sheath																		
6	3-3/4	1/4	800	19	RHSW-61	S	185906	—	—	—	—	—	—	—	—	—	—	0.6
6	3-3/4	1/4	800	19	RHSW-61-3	—	—	NS	185914	—	—	—	—	—	—	—	—	0.6

Stock Status: S = stock NS = non-stock
To Order—Specify model, PCN, watts, volts and quantity.

1. "-3" in model number indicates 3 heat.

Other Note — Type HSN is not CSA Certified.



HSP Half & Full Sheath Disc Heater

- Solid Disc Design
- 150 - 600 Watts
- 120 and 240 Volt
- Full and Half Sheath Available
- Use Ring Clamp 6018 to Mount Element to Heated Surface

*HSP-3, HSP31
2 Terminals Only*

*HSP-3-3, HSP31-3
3 Terminals Only*

*HSP-2.75, w/6/32
Terminal Bolts*

HSP-2, with leads

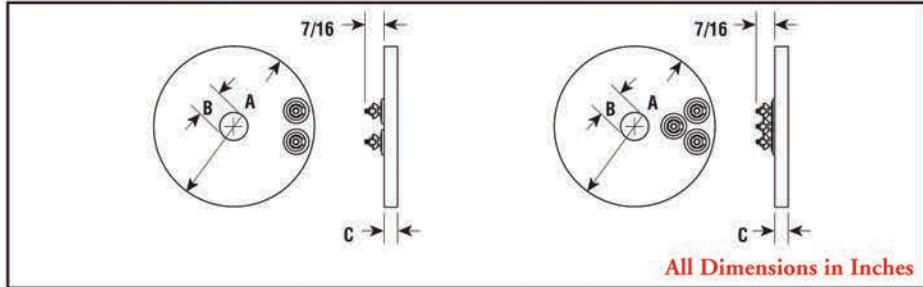


Fig. A



Fig. B

Dimensions



Features

- Single-Heat Discs** — Have two terminals for single wattage on-off switch or thermostat.
- Three-Heat Discs** — Have three terminals that split the heater into 2 equal circuits. Center terminal is common.

- Easy Installation** — Circular shape and use of Mounts with Bolt or Studs simplifies use of disc heaters.
- Half Sheath Units Have Reduced Thermal Gradient to Heated Surface** — Provides faster heat up.
- Nest Disc in Ring heaters to pack heat in small area.

Specifications and Ordering Information

Dimensions (In.)			Rust-Resisting Iron Sheath							Chrome Steel Sheath							Wt. (Lbs.)	
A	B	C	Watts	W/In ²	Model	120V		240V		Watts	W/In ²	Model	120V		240V			
						Stock	PCN	Stock	PCN				Stock	PCN	Stock	PCN		
Half Sheath — 6/32 Terminal Bolts																		
2-3/4	1/4	11/32	250	18	HSP-2.75	S	185949	—	—	—	—	—	—	—	—	—	—	0.25
3-1/4	5/16	11/32	200	11	HSP-3	S	185957	—	—	—	—	—	—	—	—	—	—	0.3
3-1/4	5/16	11/32	400	21	HSP-3	S	185965	—	—	—	—	—	—	—	—	—	—	0.3
3-1/4	5/16	11/32	150	8	HSP-3-3	S	185973	—	—	—	—	—	—	—	—	—	—	0.3
Full Sheath — 6/32 Terminal Bolts																		
3-1/4	13/64	5/16	400	24	HSP-31	S	255513	—	—	—	—	HSP-310	—	—	—	143116	—	0.4
3-1/4	13/64	5/16	400	24	HSP-31	—	—	S	255521	—	—	—	—	—	—	—	—	0.4
3-1/4	13/64	5/16	400	24	HSP-31-3	S	255530	—	—	—	—	HSP-310-3	—	143108	—	—	—	0.4
Half Sheath — Lead Wires																		
2-1/4	1/4	1/4	150	15	HSP-2	NS	185930	—	—	250	26	HSP-20	S	274191	—	—	—	0.2
Half Sheath — 6/32 Terminal Bolts																		
3-1/4	9/32	11/32	600	31	—	—	—	—	—	600	31	HSP-30	S	129306	—	—	—	0.3
3-1/4	9/32	11/32	400	21	—	—	—	—	—	400	21	HSP-30-3	S	185981	—	—	—	0.3

Stock Status: S = stock NS = non-stock
To Order—Specify model, PCN, watts, volts and quantity.
 1. "-3" in model number indicates 3 heat